

We Are Sent Forth to Share Love



Background Focus

Jesus gives us a powerful example by washing the disciples' feet at the Last Supper. This action leaves no question about our role and responsibility to others. Service, outreach, kindness, and charity are all marks of Jesus' followers.

The Concluding Rites in the Mass call us to go forward and be messengers of God's love to the world. Having been nourished by the Word and the Eucharist, we are strengthened to live as we are called to, reaching out and serving others through word and action.

In this lesson, your child will examine ways that they can continue Jesus' mission of Good News through acts of love and kindness. As we help our children explore how they can live a life of Christian service, we, ourselves, are living out this important call by serving them and sharing God's awesome love with them.

GO (10 minutes)

Opening Prayer

- Invite your child to turn to page 1 in the chapter 10 activity booklet and locate the prayer on the page.
- Begin prayer by making the Sign of the Cross, then saying, "Let us remember we are in the holy presence of God." Allow about 10 seconds of silence.
- Read the prayer, say, "Amen" together, and then close with another Sign of the Cross. Have your child put the activity booklet away for now.

Chapter 10




Featured Story

Jesus Washes the Disciples' Feet (John 13:1–17)

Lesson Goals

- to describe how Jesus showed us that we should serve others
- to recognize some big and small ways we can serve others
- to identify the Concluding Rites as the part of the Mass where we are sent forth to share God's love with others

Lesson at a Glance

-  **Go** (10 minutes)
Opening Prayer
Engage Activity
-  **Seek** (30 minutes)
Featured Story
Core Learning Activity
-  **Find** (20 minutes)
God's Treasure of the Eucharist
Lesson Wrap-Up
Closing Prayer

Materials Needed

- *The Catholic Children's Bible* and chapter 10 activity booklet
- crayons, precut pieces of paper for service coupons
- a basket or bowl
- strips of paper
- crayons or markers

Music Suggestions

- "Serve One Another in Love," by God Prints (Sparrow Records)
- "Every Move I Make," by Shout Praises Kids (Integrity Music)

Engage Activity

- Ask your child to share what the word *kindness* means.
- Write the heading “Kindness to Me” on a piece of paper, and ask your child to think of and share examples of times when others have been kind to them.
- Write the heading “Kindness to Others” on another piece of paper, and encourage your child to think of and share examples of times they have been kind to others. Write these down on the paper.
- Tell them that today they will learn how we are called to show love and kindness to others.

Seek (30 minutes)

Featured Story

- Invite your child to find John 13:1–17 in *The Catholic Children’s Bible* (page 1685).
- Direct them to turn the page and place an “I found it!” sticker next to the Featured Story (page 1686).
- Ask your child to look at the images on pages 1686–1687 and describe what they see.
- Explain that this story takes place on the same night as the Last Supper. Read the title and the Featured Story on page 1686.

Understand It!

- Invite your child to read the content in Understand It! on page 1687.
- Ask questions about the reading or review some of the following key points:
 - Jesus did a servant’s work when he washed the disciples’ feet.
 - Jesus was showing us that we should serve other people.
 - Jesus wants us to help without being asked.
- Remind your child of the acts of kindness they listed earlier on pieces of paper. Explain that all of these are examples of how we can serve others.

Live It!

- Read Live It! on page 1687. Then invite your child to turn to page 2 in the activity booklet to complete the activity.

- Give your child some crayons and have them write down three actions of service they might do for family members, writing one action in each of the designed boxes in the activity booklet. Assist your child as necessary.
- When your child has finished, give them three slips of precut paper. Have them complete the “Service Coupon” activity described in Live It! by writing “Service Coupon” on one side of each slip of paper, and transcribing one of the actions of service onto the other side.
- Remind your child that there are many different ways that we can serve, or help, people.

Tell It!

- Ask your child to look at the images in Tell It! on page 1687.
- Encourage your child to summarize the Bible reading, using the images in Tell It!
- Have your child use some of the smaller stickers to mark parts of the Featured Story pages that capture their interest. Tell them that they can keep any remaining stickers to be used at a later time as they explore the Bible on their own.

Core Learning Activity

Acts of Kindness

- Brainstorm with your child small acts of kindness that anyone can do on a daily basis, such as smiling, saying hello, opening the door for someone, or complimenting someone.
- Write the different ideas down on several strips of paper.
- Have your child fold the strips of paper and then drop them in a basket or bowl.
- Mix up the folded strips of paper, and then invite your child to take a folded strip of paper. Take one of the slips of paper for yourself.
- Explain that your mission is to complete that act of kindness by the end of the day. You may choose to share the acts of kindness or keep them secret.
- Continue to randomly select new acts of kindness to complete each day until all of the slips of paper have been used.

X Find (20 minutes)

God's Treasure of the Eucharist

- Invite your child to turn to page 7 in *The Order of the Mass and Key Words* booklet. Point out the final part of the Mass, the Concluding Rites. Read the three parts of the Concluding Rites.
- Explain that in the Concluding Rites, the priest blesses us and sends us forth to be Christ for the world. Tell your child that after we have received the Eucharist, we are united with Jesus and are called to go out and do good things: tell others about God's love, help people in need, show kindness to everyone, and forgive people when they make a mistake.
- Remind your child, using the following or similar words, that the Eucharist strengthens us to live as God calls us to live.
 - Through the gift of the Sacrament of the Eucharist and all of the sacraments, we become more like Jesus.
- We join our Christian brothers and sisters in sharing God's love and making a difference in the world through our words and actions.
- Invite your child to turn to page 3 in the activity booklet and complete the activity. Tell them that they can use some of the examples that were written on the pieces of paper, but encourage them to think of other words and actions as well.

Lesson Wrap-Up

- Invite your child to think back over all of the different things they did in this lesson, and invite them to share some of the key things they learned.

- Ensure that the following points are made:
 - Jesus showed us that we should serve others.
 - We can serve others in many different ways.
 - The Concluding Rites occur at the end of the Mass where we are sent forth to share God's love with others.
- Ask your child to place the chapter 10 sticker in the correct circle on the treasure map.



Closing Prayer

- Begin prayer by making the Sign of the Cross, then saying, "Let us remember we are in the holy presence of God," followed by a few seconds of silence.
- Invite your child to turn to the **Dismissal** on page 7 in *The Order of the Mass and Key Words* booklet.
- Tell your child that you will say the words of the priest, and then they will pray the assembly's part.
- Play a piece of music, if you have time, that supports the focus of the lesson.
- Close with a final Sign of the Cross.

Additional Family Suggestions

For additional ideas, activities, and prayers that can be used by your family for this chapter, please refer to the Family Page on page 4 of this chapter's activity booklet.