

# SPARK!

MONTHLY NEWSLETTER • FEBRUARY 2020

3 WAYS TO  
MAXIMIZE  
LEARNING  
FOR KIDS!



saint mary's press

*touching hearts. enlivening minds.*



**I**f you've been in the classroom for some time (or have children of your own), it is no secret that learners have different ways and different circumstances in which they thrive. We know that what works for some doesn't necessarily work for all, and we're always looking for ways to maximize learning and reach as many children as possible.

The concept of different learning styles was popularized in the 1970s, and various tests and strategies have emerged to identify a variety of learning styles and offer suggestions for how each might best be addressed in the classroom.

You might already be familiar with one or more of the different theories and systems of classifying learning styles. It continues to be a popular topic of study and conversation among educators.

So how can the notion of learning styles be utilized today to enliven our religion-focused classrooms and create the most effective learning environment possible?

How can the wealth of information be best digested so that a practical, easily implemented path forward becomes clear?

**Turn the page to learn three key ways to consider the different learning styles in your setting.**

# 1 FOCUS ON ONLY ONE LEARNING-STYLE SYSTEM AT A TIME.

If you search online for learning styles, you'll quickly be overwhelmed by the different systems of classification.

Whether you're considering VAT (visual, auditory, tactile/kinesthetic), VARK (visual, auditory, read/write, kinesthetic), brain dominance, multiple-intelligence theory, or even Myers-Briggs—just to name a few—you can easily become overwhelmed trying

to incorporate everything into your classroom.

**The first key about learning styles is to focus on only one system at a time.**

Learning all about VAT, for example, can help you see some general characteristics in students and remind you to make sure your curriculum or lesson plans are attentive to visual, auditory, and tactile/kinesthetic ways of learning.





## 2 ENSURE EACH LESSON HAS A VARIETY OF LEARNING ACTIVITIES!


While useful for looking at how lessons are constructed and how to keep students learning and engaged, focusing too much on identifying individual learning styles can be both frustrating and fruitless.

In fact, labelling learners by a specific learning style can discourage or excuse them from developing good learning habits that make them

successful across a variety of learning-style scenarios in the classroom. Also, it is impossible to tailor lessons to each individual student's needs.

**The goal is to keep learning styles in mind in a general way to ensure that each lesson has a variety of learning activities and options for processing and absorbing content.**






# NOW IT'S TIME TO APPLY IT!



## 3 USE ACTIVE AND ENGAGING LESSONS.



If you read a lesson plan and think, "Wow. This is going to be really fun!" it is likely an indication that the learners will feel the same way.

Aside from the benefits of deeper learning when positive emotions are generated, engaging lessons that encourage learning through activities, games, or group work naturally incorporate multiple learning styles at once.

**This "active learning" has been shown to increase engagement with content and promote long-lasting learning.** If learners leave a lesson energized and talking to others about what they just did, this is a good indication that multiple learning styles were addressed and that learning was maximized.

If you focus on making your lessons creative and engaging, you will use the different learning styles to everyone's advantage.

**The Discover! and Go Seek Find programs were specifically designed to address the variety of learning styles children need in order to engage their hearts and minds.**

Look through the lesson plans, and you'll find yourself saying, "The children are going to love this!" That's because every chapter is filled with engaging learning opportunities.

More than just fun activities (although they are certainly that), these meaningful learning experiences were designed to be creative, active, and directly tied to the variety of learning styles found in the classroom.

These programs give you everything you need to offer memorable lessons that will facilitate deep learning. No more guesswork in how to best incorporate learning styles.

# YOUR KIDS WILL LOVE ACTIVE LEARNING!

## Discover! Finding Faith in Life

Curriculum for Grades 1-5

In *Discover! Finding Faith in Life*, kids dive into *The Catholic Children's Bible* from day 1, connect it to Church teachings, and are called to age-appropriate action.

Active, engaged learning gets them out of their seats. Teaching Guides offer a one-stop shop, making it easy to lead rich lessons with minimal prep time.

### DISCOVER! KIT

Includes The Catholic Children's Bible, Activity Booklets & Folder

**\$27.95**

Do you already have *The Catholic Children's Bible* for every child? Contact the Ministry Care Team for options!

## Go SEEK FIND

Sacrament Prep Program

### Go Seek Find: Discover God's Treasures

captures the excitement of kids on a journey as they prepare for First Eucharist and First Reconciliation.

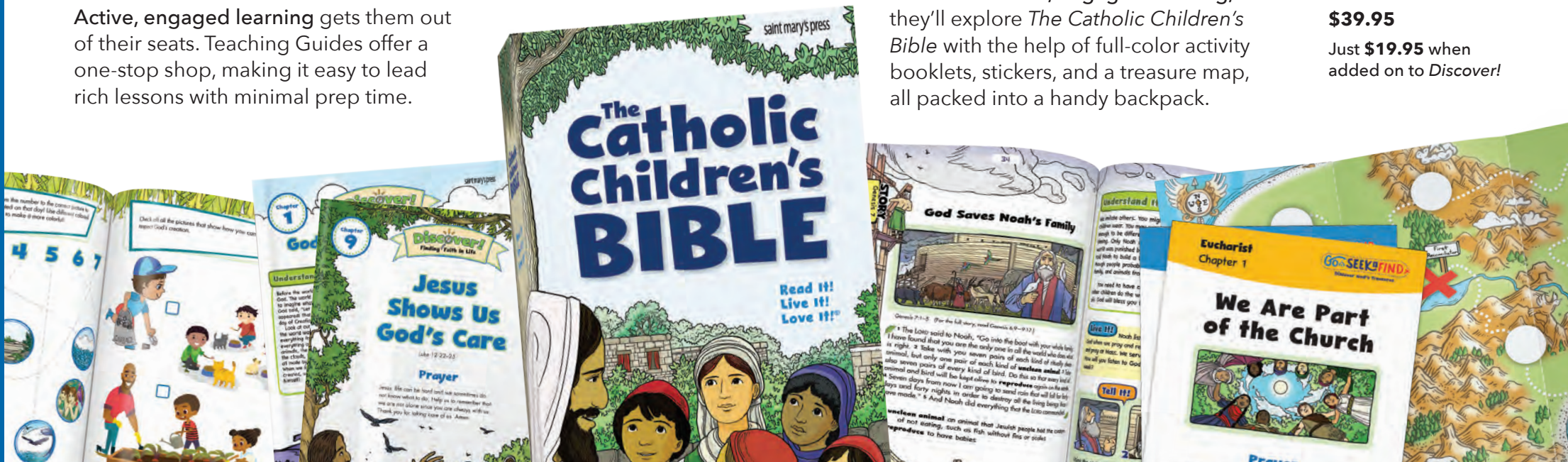
Filled with active, engaged learning, they'll explore *The Catholic Children's Bible* with the help of full-color activity booklets, stickers, and a treasure map, all packed into a handy backpack.

### GO SEEK FIND KIT

Includes The Catholic Children's Bible, Activity Booklets, Folder, Stickers, Map, & Backpack

**\$39.95**

Just **\$19.95** when added on to *Discover!*



# EXPERIENCE IT WITH A FREE SAMPLE

DISCOVER! FINDING FAITH IN LIFE  
If you're at a school:  
[smp.org/discover\\_school\\_try](http://smp.org/discover_school_try)

If you're at a parish:  
[smp.org/discover\\_parity\\_try](http://smp.org/discover_parity_try)

GO SEEK FIND  
[smp.org/gsf](http://smp.org/gsf)

Or call The Ministry  
Care Team at  
800.533.8095