

The Spirit of the Lord Is upon Us



Background Focus

In this chapter's Featured Story, we find Jesus reading and reflecting on the Word of God in Scripture. After reading from the Scripture verses from the prophet Isaiah, Jesus stated, "This passage of scripture has come true today" (Luke 4:21). Jesus was claiming that he was, indeed, the Messiah and Savior, the fulfillment of the prophetic words of Isaiah.

In this Scripture reading, Jesus understood that the Spirit of God had come upon him with great power. In helping your child prepare for the Sacrament of Confirmation, you are helping them to understand that the Spirit of God will come upon them with great power as well. They too will be able to say in their own way that "the Spirit of the Lord is upon me" (Luke 4:18).

GO (10 minutes)

Opening Prayer

- Invite your child to turn to page 1 of the chapter 2 activity booklet.
- Begin prayer by making the Sign of the Cross. Then say, "Let us remember we are in the holy presence of God." Allow about 10 seconds of silence.
- Read the prayer in the activity booklet. Invite your child to say "Amen," and then close with another Sign of the Cross. Have your child put away the activity booklet for now.

Engage Activity

- Challenge your child with this question: Where do we find God? You may want to write the question and their responses on a piece of paper. Some possible answers might include the following: *in our hearts, in God's creation, in the love of others, in Holy Communion.*

Chapter 2

Featured Story




Jesus Says He Came to Save Us (Luke 4:16–19,21)

Chapter 2

Lesson Goals

- to recall that the Holy Spirit helped Jesus bring us the Good News
- to express that the Holy Spirit speaks to us in the Liturgy of the Word
- to recognize that we are strengthened with the seven Gifts of the Holy Spirit

Lesson at a Glance

-  **Go** (10 minutes)
 - Opening Prayer
 - Engage Activity
-  **Seek** (30 minutes)
 - Featured Story
 - Core Learning Activity
-  **Find** (20 minutes)
 - God's Treasure of Confirmation
 - Lesson Wrap-Up
 - Closing Prayer

Materials Needed

- *The Catholic Children's Bible* and chapter 2 activity booklet
- rolled white paper for a scroll
- a pencil and a black marker
- red ribbon

Music Suggestions

- "The Word of God," by Spring Harvest (Elevation)
- "Word of God Speak," by CedarMont Kids (Provident Label Group, LLC)

- Remind your child that we also find God in the Bible. (*Add this to the list.*) Explain that another name for the Bible is the Word of God or Scripture. Tell your child that at Mass, God comes to us in the readings and in the Body and Blood of Jesus in Holy Communion.
- Tell your child that in today's lesson, Jesus is reading the Word of God in Scripture. Explain that he is reading about the Holy Spirit. Tell your child that the Holy Spirit was always with Jesus, helping him spread the **Good News**, the message of God's love, to everyone.

† Seek (30 minutes)

Featured Story

- Invite your child to find Luke 4:16–22 in *The Catholic Children's Bible* (page 1584).
- Direct them to turn to page 1586 and place an "I found it!" sticker next to the Featured Story.
- Tell them that the words between the leaves on page 1586 are a shortened version of the Scripture story on page 1584.
- Ask your child to look at the artwork on the pages, particularly the picture of Jesus on page 1586. Invite them to describe what Jesus is doing. (*Jesus is reading from a scroll, because that is how people read from Scripture in those days.*)
- Read the Bible story. Then ask several questions to check for comprehension, such as:
 - What town was Jesus visiting? (*Nazareth*)
 - Why was this town special to him? (*He grew up there.*)
 - Where was Jesus when he was reading? (*in the synagogue*)
 - What is a synagogue? (*It is a building where Jewish people gather for prayer.*)
 - What were the words Jesus read from the scroll? (*"The Spirit of the Lord is upon me, because he has chosen me to bring good news to the poor. He has sent me to proclaim liberty to the captives and recovery of sight to the blind, to set free the oppressed . . ."*)
- Remind your child that this Bible story shows that Jesus read Scripture at the synagogue in his hometown. Explain that when we go to Mass we also listen to Scripture together.

- Have your child turn to page 2 of the activity booklet and complete the activity with their Bible open. *Answers: 1. Scriptures, 2. Sabbath, 3. the oppressed, 4. synagogue, 5. scroll*

Understand It!

- Read Understand It! on page 1587.
- Invite your child to summarize what they just heard, asking them key questions about the reading to check for comprehension.
- Review some of the key points:
 - Jesus was reading from the first part of the Bible, the Old Testament.
 - Jesus was reading from the Book of the Prophet Isaiah.
 - Jesus said that the words he was reading came true that day, because he is the Savior that Isaiah was writing about.
- Explain that the Holy Spirit also helps us to understand the Word of God and to live it in our lives.

Live It!

- Read Live It! to your child.
- Have your child pray the prayer with you. You may want to read each sentence and ask your child to repeat it.
- Add this line to the prayer: "Thank you for sending the Holy Spirit to give us strength to follow you."

Tell It!

- Invite your child to look at the images in Tell It!
- Encourage your child to summarize the Bible, reading for the class, using the images in Tell It!
- Have your child use some of the smaller stickers to mark parts of the Featured Story (pages 1586–1587) that capture their interest. Remind them to save enough stickers to use on the remaining two chapters.

Core Learning Activity

Holy Spirit Scrolls

- Give your child a length of the rolled paper. This will become a scroll.
- Ask your child to open their Bible to the Featured Story, "Jesus Says He Came to Save Us" (page 1586). Direct their attention to verses 18 and 19.

- Remind your child that these are the verses that Jesus read in the synagogue, and that he said that these very verses had come true in him. Explain that he was the one the prophet Isaiah was talking about.
- Have your child copy the first eight words of verse 18 in pencil on their scroll. Encourage them to make the lettering larger than usual. At the bottom of the scroll, have them write, "Holy Spirit, come upon me!" Then have them write their own name.
- Have your child to go over the penciled lettering with the black marker.
- Ask your child to roll up the scroll.
- Help your child use the red ribbon to tie the scroll with a bow.

X Find (20 minutes)

God's Treasure of Confirmation

- Explain that the Sacraments of Confirmation and Eucharist will begin with the first part of the Mass, called the Liturgy of the Word.
 - The Liturgy of the Word includes readings from the Bible.
 - The Holy Spirit helps us to understand these readings and to live God's Word in our lives.

Note: If you have time, you may want to read and discuss the Scripture chosen for the liturgical celebration of the sacraments your child will receive.

- Tell your child that at Confirmation they will receive seven special gifts. Explain that we call these the **Gifts of the Holy Spirit**.
 - The seven Gifts of the Holy Spirit are Wisdom, Understanding, Knowledge, Counsel (Right Judgment), Piety (Reverence), Fortitude (Courage), and Fear of the Lord (Wonder and Awe).
 - These gifts were written about in the Bible by the prophet Isaiah (Isaiah 11:1–5, *NABRE*). This is the same prophet that Jesus read from when he read from the scroll in Nazareth.
- Write the seven gifts on a piece of paper. Include the alternate names in parentheses as well.

- Explain each gift briefly. You may want to give an example of each:
 - *Wisdom*: This gift helps us to see God at work in our lives and in the world.
 - *Understanding*: This gift helps us to understand how to live as a follower of Jesus.
 - *Knowledge*: This gift helps us to know Jesus through Scripture and the teaching of the Church.
 - *Counsel (Right Judgment)*: This gift helps us to know the difference between right and wrong, and to choose the right path.
 - *Piety (Reverence)*: This gift gives us a deep respect for God and the Church. We come before God with humility and love.
 - *Fortitude (Courage)*: This gift helps us to follow Jesus by standing up for what is right.
 - *Fear of the Lord (Wonder and Awe)*: This gift is not about being afraid of God. This gift is about being aware of the glory and majesty of God and praising his works in creation, in the goodness of others, and in our own lives.
- Explain that the Gifts of the Holy Spirit help us to follow Jesus as his disciples and spread the Good News.
- Tell your child that when we follow Jesus and use the Gifts of the Holy Spirit, we are like trees that grow good fruit. Explain that in the letter of Saint Paul to the Galatians (Galatians 5:22–23, *NABRE*), Paul describes the **fruits of the Holy Spirit**.
 - The fruits of the Holy Spirit are characteristics that we can see in those who follow Jesus and the results of living by the gifts and power of the Holy Spirit.
 - The twelve fruits of the Holy Spirit are: charity, joy, peace, patience, kindness, goodness, generosity, gentleness, faithfulness, modesty, self-control, and chastity.

Note: The earliest Latin translation of the Bible (called the *Vulgate*) included twelve fruits of the Holy Spirit. Modern Bible translations mention only nine fruits. The Church bases its list of twelve fruits on this early translation.

- Explain any of the fruits your child might not understand.
- Invite your child to turn to page 3 of the activity booklet and complete the activity.
Answers: 1. e, 2. c, 3. g, 4. a, 5. d, 6. f, 7. b

Lesson Wrap-Up

- Invite your child to think back over all the different things they did in this chapter, and invite them to share some of the key things they learned.
- Ensure that the following points are made:
 - The Holy Spirit helped Jesus bring us the Good News.
 - The Holy Spirit speaks to us in the Liturgy of the Word.
 - The Holy Spirit strengthens us with the seven Gifts of the Holy Spirit.
- Ask your child to place the chapter 2 sticker in the correct circle on the Confirmation treasure map.



Closing Prayer

- Begin the prayer by making the Sign of the Cross and saying, "Let us remember we are in the holy presence of God," followed by a few seconds of silence.
- Play a piece of music, if you have time, that speaks about the Word of God.
- Pray this prayer aloud: "Holy Spirit, come to us. Speak to us in Scripture. Open our minds and hearts to follow Jesus, our Savior. Help us to join him in proclaiming the good news of peace and love to all we meet." Encourage your child to respond, "Amen."
- Close with a final Sign of the Cross.

Additional Family Suggestions

For additional ideas, activities, and prayers that can be used by your family for this chapter, please refer to the Family Page on page 4 of this chapter's activity booklet.