

# Program Overview

## Welcome

Welcome to *Go Seek Find: Discover God's Treasures*! We at Saint Mary's Press are excited to join you in the important ministry of preparing children for the celebration of the Sacrament of Reconciliation and the Sacrament of the Eucharist.

Through this new and unique program, children are led on an adventure of discovery as they explore the rich and beautiful significance of these sacraments in their lives. *Go Seek Find* will engage and inspire children, creating a spirit of excitement and joy around their journey toward encountering Jesus through the treasures that are the sacraments.

This program was developed with the real needs of children at its center. The core text of this program is the Saint Mary's Press® *Catholic Children's Bible*. By using a Bible designed specifically for them and engaging with the Featured Stories within it, children will explore the sacraments through the biblical lens of Jesus' life and works and learn more about their faith in language they can understand. They will also experience interactive core activities that bring the chapter lessons to life in a fun and memorable way. And they will learn important information about the sacraments and reinforce this new knowledge through a variety of activities and family learning opportunities offered in the activity booklets that accompany each lesson.

*Go Seek Find* will help children discover the incredible treasures that are the sacraments. May an ever-expanding awareness of Christ's presence in our lives be the source of faith, hope, and love for all of us!

With hopes and prayers for every blessing,


The Publishing Team at Saint Mary's Press

**“Ask, and you will receive; seek, and you will find;  
knock, and the door will be opened to you.”**

(Matthew 7:7)

# Program Components

*The Catholic Children's Bible*



Activity Booklets



Stickers



Eucharist Chapter 1

**We Are Part of the Church**



**Prayer**

Thank you, God, for this time together for the Sacrament of the Eucharist. We ask for your help as we learn about the meaning of what it means to be a follower of Jesus. Amen.



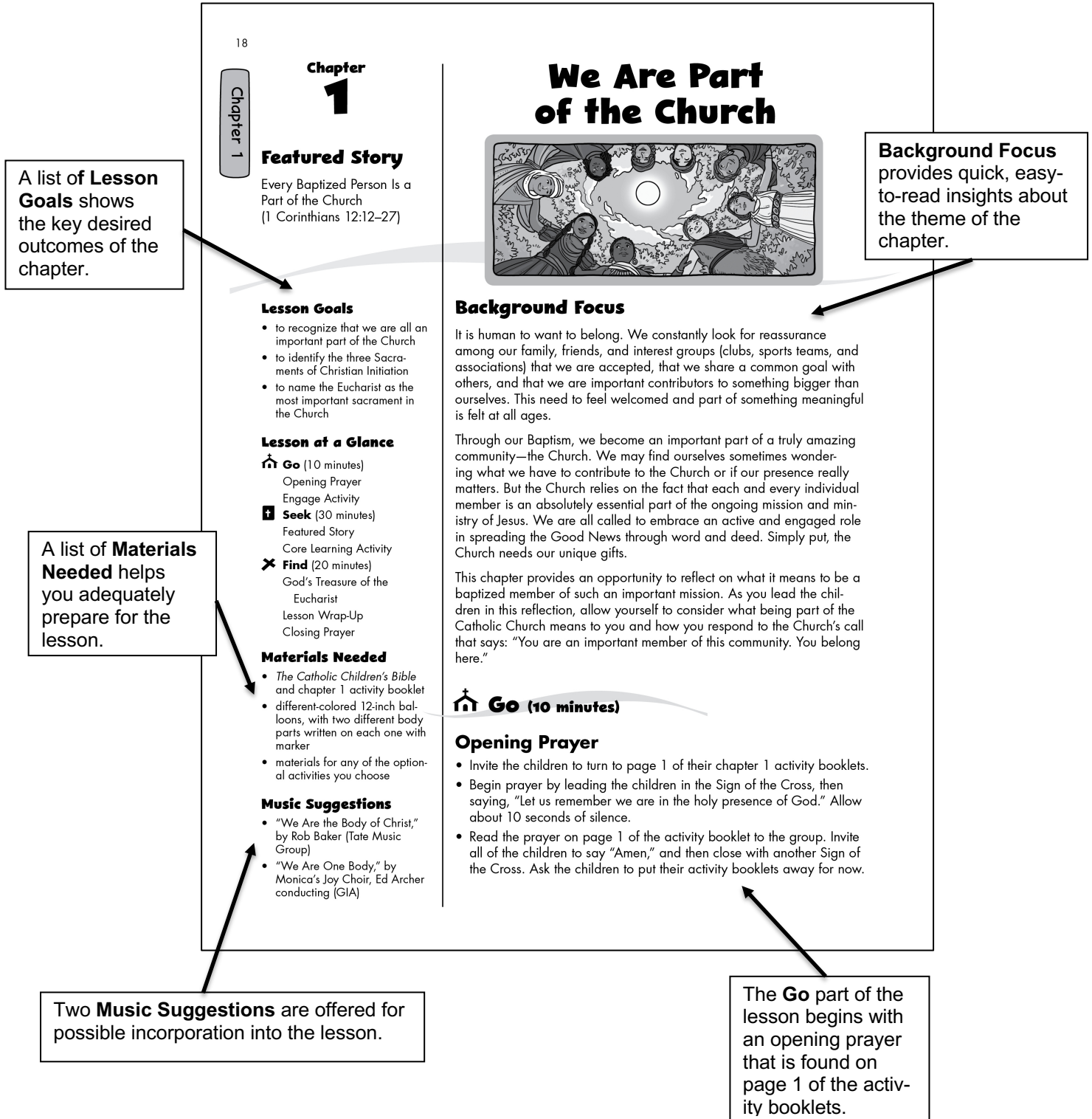
Student Booklets



Treasure Maps

# Understanding the Components

## Teaching Guide



After the opening prayer, an **Engage Activity** will spark interest and create excitement in the children.

### Engage Activity

- Invite the children to brainstorm a list of groups that they might belong to, and record their answers on the board. Give some examples if they need help. (Answers might include sports teams, family, friends, school, class, church, etc.)
- Ask the children to think about what it means to be part of a group:
  - What are some of the rules of being part of this group?
  - What does it mean to be a good group member?
- Take some time to go through their brainstormed list on the board and ask the different questions of each type of group. If they have church on the board, leave that until later.
- Tell the children that today they are going to learn about what it means to be a part of a very important group that follows Jesus. Ask them if they know what this group is called (*the Catholic Church*). If this has been listed on the board, put a circle around the phrase.

### Seek (30 minutes)

#### Featured Story

- Invite the children to find 1 Corinthians 12:12–27 in *The Catholic Children's Bible* (page 1807).
- Direct them to turn the page and place an "I found it!" sticker next to the Featured Story (page 1808).
- Tell them that the text between the leaves on page 1808 is a shortened version of the Scripture story on the previous page.
- Ask the children to look at the artwork on pages 1808–1809. Invite them to describe what they see in the artwork, and ask them to predict what the story might be about.
- Invite a volunteer to read the title on page 1808, and ask the children to share what it means to be baptized. If they have ever been to a Baptism, ask them to share what they remember about what happened. Then ask them if they remember their own Baptism.

The **Seek** part of the lesson invites the children to interact directly with the Bible and learn key sacrament-related themes through important Bible stories.

Each lesson is anchored by a **Core Learning Activity**. This activity presents an aspect of the chapter theme in a fun, engaging, and memorable way.

We Are Part of the Church

19

### Chapter 1

- Read the Featured Story to the children. Then ask the children several questions to check for comprehension, such as:

- Is the body made up of one part or many parts? (*many*)
- What are some of the different parts of the body mentioned in the Scripture verses? (*feet, hands, ears,*
- What does it mean to be a part of the Church?

- Have the children read the story booklet and Bibles open. Ask them to read up of only one part of the story, however, the body just as he is.

#### Understand It

- Read Understand It to the children, or invite them to read it themselves.
- Invite the children to read the story, asking them to read to each other.
- Review some of the questions:
  - Each part of the body is important for us.
  - The Bible teaches that the Church is the Body of Christ.
  - Each person in the Church has a different gift to give.
  - God has a plan for each of us in the Church.
- Explain to the children that the Church is the Body of Christ, and list the following points:
  - When we are baptized, we become part of the Church to celebrate with others.
  - Sometimes we are baptized as another name in the Church. (You can have another name.)
  - The Church has many different gifts.

20 Eucharist Teaching Guide

### Live It!

- Invite a volunteer to read Live It! on page 1809 or read it aloud to the group.
- Ask the children if they understood the puzzle, and invite a volunteer to share what the puzzle means.
- Point out the significance and importance of each person in the Church and what a gift the Church is in that we can join with other people who are trying to use their gifts to follow Jesus. Encourage the children to pray to God to help them be the best members of the Church possible and to use their gifts to help the Church.

### Tell It!

- Ask the children to look at the images in the Tell It! cartoon on page 1809.
- Invite the children to find a partner and use the images to retell the Bible reading the best that they can.
- Encourage several volunteers to stand and summarize the Bible reading for the group, using the images in Tell It!
- Have the children use some of the smaller stickers to mark parts of the Featured Story (pages 1808–1809) that capture their interest. Remind them to save enough stickers to use on the remaining chapters.

### Core Learning Activity

#### Parts of One Body Relay

**Note:** Balloons are used in this activity. If any of the children have an allergy to latex, you should choose a different activity.

- Blow up several balloons and write two different parts of the body on each, such as *Elbow/Shoulder* or *Head/Nose* or *Side/Back* or *Eye/Ear* (or do this in advance).
- Choose two children and explain to them that they have to get from one part of the room to another by touching the balloon only with one of the body parts written on the balloon. For example, if *Head/Nose* was written on the balloon, one child may touch the balloon with only his or her head and the other child may touch the balloon with only his or her nose. Together they must move themselves and the balloon to the other side of the room.

- Give the pair a start signal, and time how long it takes them to get to the other side of the room. If the pair drops their balloon, they have to go back to the beginning and start again. Encourage the rest of the children to cheer on the pairs.
- Continue the activity with another pair of children and with different parts of the body written on their balloon. Repeat this process until all of the children who want a chance have been paired and have raced, reusing some of the balloons if necessary. *Note:* If you have space, you can also make this a race between several different teams at the same time.

### Process the Activity

- Invite the children to share how the activity they just took part in is like being part of the Church. (Answers might include: *like the parts of the body, we all had to work together; the rest of the group cheering them on is like the support we get from being part of the Church; we work together with our different gifts for the same purpose—continuing the mission of Jesus, etc.*)
- Ask the children how a person becomes a part of the Church. If they need help, remind them of the title of the Bible reading for the day: *Every Baptized Person Is a Part of the Church*.

### Additional Activity Options

If the core activity would not work for your group for any reason, you may choose to use any of the Additional Activities on page 20 in its place.

### Find (20 minutes)

#### God's Treasure of the Eucharist

- Explain to the children that Jesus gave the Church seven **sacraments** to bring us closer to him and to help us answer his call to be his followers. Invite them to name as many sacraments as they can, and list all of the sacraments on the board. If the children have witnessed any of the sacraments, encourage them to share briefly.
- Tell the children that there are really three sacraments that begin our life in the Church, and that these three sacraments, together, are called the **Sacraments of Christian Initiation**. Circle, or write, Baptism, Confirmation, and Eucharist.

The **Find** part of the lesson relays key information about the sacrament the children are preparing for.

on the board, and write "Sacraments of Christian Initiation" near them. Explain that *initiation* is another word for *beginning*.

- Explain some basic information about the Sacraments of Christian Initiation to the children, using the following as possible points to cover:
  - The Sacrament of **Baptism** gives us new life and unites us with Jesus.
  - This is a sacrament you have already received and probably don't remember because you were most likely babies. (Ask if anyone was baptized after infancy and what they recall about the sacrament.)
  - In the Sacrament of **Confirmation**, a bishop or priest anoints us with holy oil, which is a sign that we are strengthened as Christians.
  - Confirmation makes our relationship with Jesus and the Church even stronger.
  - The Sacrament of the **Eucharist** is the Sacrament of Christian Initiation that you are preparing for now, as you have already been baptized. This sacrament prepares us for a lifetime of receiving the Body and Blood of Christ at the **Mass**, which helps us be the best members of the Church and followers of Jesus we can be.
  - The Sacrament of the Eucharist is the Church's most important sacrament and is why it is important to spend some time preparing and learning about this sacrament.
- Ask the children some of the following questions to check for comprehension:
  - How many sacraments are there? (*seven*)
  - What is the first sacrament we celebrate? (*Baptism*)
  - Which three sacraments are also called the Sacraments of Christian Initiation and help us become a full part of the Church? (*Baptism, Confirmation, Eucharist*)
  - Which Sacrament of Christian Initiation do we celebrate again and again, all throughout our life? (*Eucharist*)
- Invite the children to turn to the activity on page 3 of their activity booklets and complete it. Give them a few minutes to look at each symbol and then choose the one that suggests the sacrament they are preparing for now. Make sure they put a check mark next to the symbol for First Eucharist.

**Additional Activities** offers substitute options for the Core Learning Activity. These additional activities also may be used to extend the lesson.

### Lesson Wrap-Up

- Invite the children to think back over all of the different things they did in this lesson, and invite volunteers to share some of the key things they learned.
- Take some time to get input from the group, and write their answers on the board.
- Ensure that the following points are made, write them on the board, and circle them:
  - We are all an important part of the Church.
  - The three Sacraments of Christian Initiation are Baptism, Confirmation, and the Eucharist.
  - The Eucharist is the most important sacrament in the Church.
- Ask the children to place the chapter 1 sticker in the correct circle on their treasure maps.



Chapter 1

The **Lesson Wrap-Up** encourages the children to recall what they learned and mark their progress on their interactive treasure map.

Chapter 1

### Clos

- Beg of t are few
- Red froi
- Invi Ma hed pat eve res
- Pla ab Ch
- End tinu Am

### Materials Needed

- a large sheet of paper or poster board with a full-body outline of Jesus

### Materials Needed

- long strips of paper, one for each child, with the phrase, "I can be a good member of the Church by . . ."

### Materials Needed

- a computer with Internet access
- a computer projector

## Additional Activities

### The Gifts We Bring to the Church (15 minutes)

- Invite the children to think of a gift they have that they can use to continue Jesus' mission of love. (*Examples include: be kind, love others, be a good son or daughter, pray for others, help those in need, go to Mass.*) Call on the children, one by one, to stand and name a gift. Then invite them to come up and write their name and gift within the outline of Jesus. Make sure to include your name and a gift as well.
- Show the children all of the different names and gifts just in this room, and invite them to think of the many people throughout the world who are also part of the Church.
- Keep this activity throughout the preparation time for First Eucharist as a reminder to the children that we are all important as members of the Body of Christ, the Church.

### Being a Part of the Church (15 minutes)


- Ask the children for examples of how they might finish the sentence, and record several of their responses on the board.
- Encourage the children to think of a way they can be a good member of the Church, and invite them to write it on their slip of paper.
- Ask the children to bring their completed strips of paper to you. Make a circle by joining the ends of a strip of paper together and gluing or stapling them. As other children come forward, make links by joining the circles together. When you are finished, you will have connected links of all of the different ways the children have thought of to be good members of the Church.
- Bring this to the room throughout the time of sacrament preparation so the children can be reminded that, as a Church, we work together to spread Jesus' message of love.

### We Are One Body (15 minutes)


- Show the video "The Body of Christ," available on YouTube (3:09).
- Invite volunteers to explain what happened in the video.
- Ask the children to share how they think the video reflects the Scripture reading from First Corinthians.
- Remind the children that we all have different gifts that when shared together can do amazing things, just like our body parts working together help us do things every day.

## Activity Booklets

**Eucharist**  
 Chapter 1



# We Are Part of the Church



## Prayer

Thank you, God, for this time we have together to prepare for the Sacrament of the Eucharist. We ask you to be with us and help us as we learn about the Church and what it means to be a follower of Jesus. We ask all of this in your name. Amen.

Each activity booklet begins with a **Prayer** that is used as the opening prayer for that chapter's lesson.

Use the Bible passage on page 1808 of *The Catholic Children's Bible* (1 Corinthians 12:14-18,27) and the words below to complete the following Scripture verses.

God
part
one
body


Christ's      wanted      different

"For the \_\_\_\_\_ itself is not made up of only one \_\_\_\_\_, but of many parts."


"As it is, however, \_\_\_\_\_ put every \_\_\_\_\_ part in the body just as he \_\_\_\_\_ it to be."

"All of you are \_\_\_\_\_ body, and each \_\_\_\_\_ is a part of it."


What sacrament are you preparing for now? Put a check mark next to that sacrament.




☐ The Sacrament of Baptism



☐ HOLY SPIRIT



☐ The Sacrament of Confirmation



☐ The Sacrament of the Eucharist

Page 2 (on left) features an activity that relates to content the children are learning about in the Bible.

Page 3 (on right) features an activity that relates to the sacrament content the children are learning about in the chapter.

6

The **Family Page** provides parents with helpful information about the chapter and key ideas to bring the lesson to life at home.

## Family Page



### Background Focus

It is human to want to belong. We look for reassurance among our family, friends, and interest groups (clubs, sports teams, and associations) that we are accepted, that we share a common goal with others, and that we are important contributors to something bigger than ourselves. This need to feel welcomed and part of something meaningful is felt at all ages.

We may find ourselves wondering sometimes what we really have to contribute to the Church or if our presence really matters. But the Church relies on the fact that each and every individual member is an essential part of the ongoing mission and ministry of Jesus. We are all called to embrace an active and engaged role in spreading the Good News through both word and deed. Simply put, the Church needs our unique gifts.

This chapter provides an opportunity for your child to reflect on what it means to be a baptized member of such an important mission. Allow yourself time to consider what being part of the Catholic Church means to you and how you respond to the Church's call that says: "You are an important member of this community. You belong here."

(The scriptural quotations in this activity booklet are from the Good News Translation® [Today's English Version, Second Edition]. Copyright © 1992 by the American Bible Society. All rights reserved. Bible text from the Good News Translation [GNT] is not to be reproduced in copies or otherwise by any means except as permitted in writing by the American Bible Society, 1865 Broadway, New York, NY 10023 [www.americanbible.org].)



### Family Strategies

Try to carve out key technology-free times that you can spend with your child. Taking time to be fully present to your child helps build his or her self-confidence and sense of security, and it strengthens your family as well as your child's notion of what it means to be a full and active participant in a larger community.



### Family Activities

- Find any objects, photos, or videos you have from your child's Baptism. Use these things to tell your child about that day, what you were feeling, and why it was important to you for her or him to be baptized.
- Create some questions that you and your child can ask other people (other family members or people you know from Church) about what it means to them to be a baptized Catholic. Videotape their responses or record them in a notebook.
- Read together the Featured Story on page 1808 in *The Catholic Children's Bible* (1 Corinthians 12:14–18,27). Invite your child to tell you what he or she remembers about the meaning of this Scripture.

### Pray It!

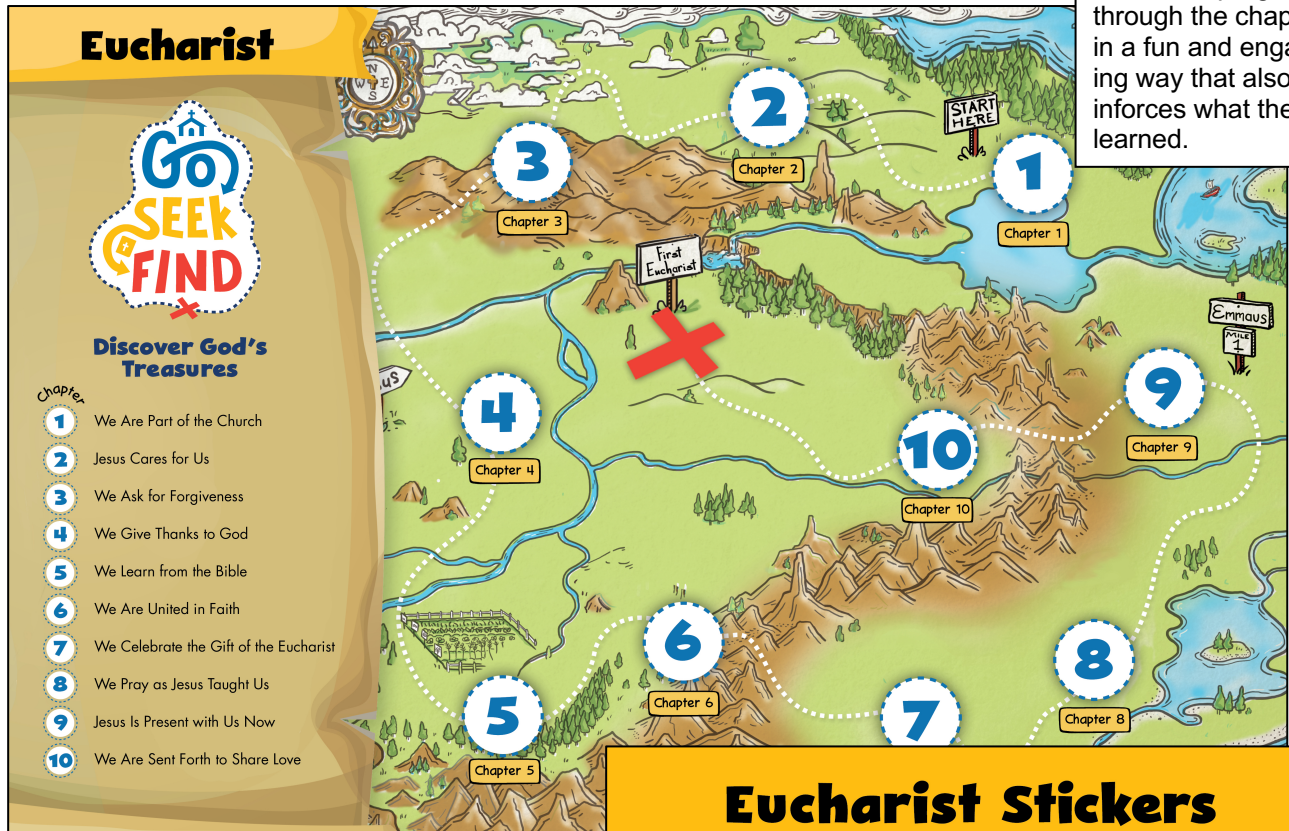


*Pray this prayer together as a family, beginning and ending with the Sign of the Cross.*

**Jesus, we know that we are called to bring our gifts together for the good of the Church. Help us to grow so that we may spread your message of peace and love. Amen.**

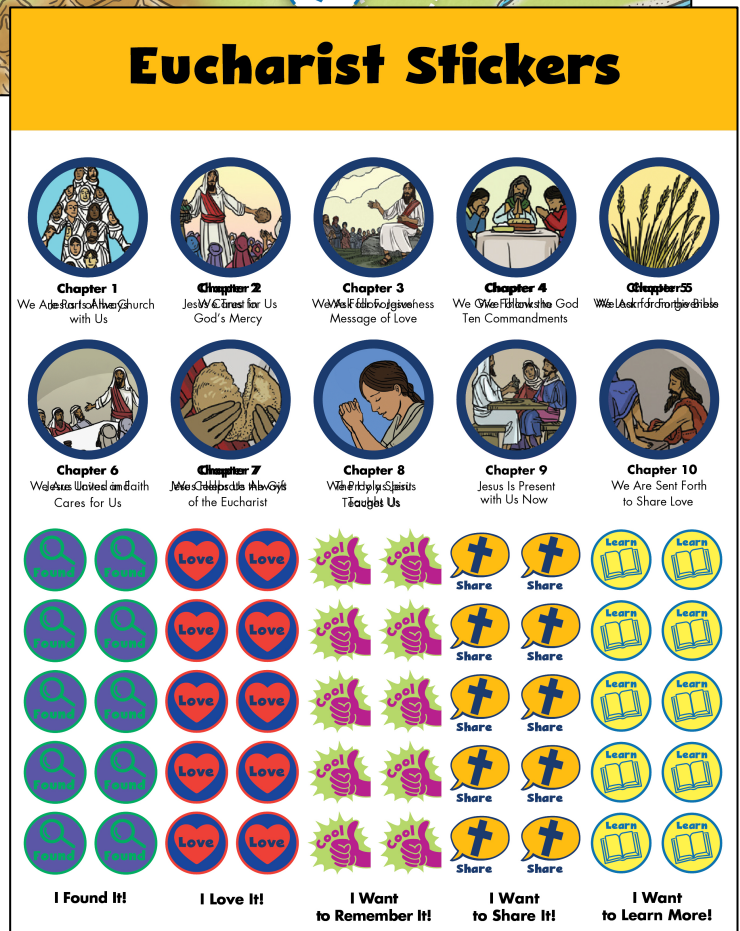
# Treasure Map and Stickers

A **Treasure Map** helps the children track their progress through the chapters in a fun and engaging way that also reinforces what they learned.



**Stickers** are provided that contain key images from the different chapters. The children will use these stickers to track their progress on the treasure map.

**Stickers** are also provided to encourage the children to engage with their Bible and mark verses and other content that are meaningful to them.



# Key Elements of the Program

## Teaching Guide

The teaching guide divides each chapter into three main sections: “Go,” “Seek,” and “Find.” The “Go” section begins with an opening prayer and continues with a short activity to engage the children in the topic of the day. The “Seek” section involves exploring Scripture related to the sacrament of focus and a core learning activity centered on the chapter theme. The “Find” section provides the children with a deeper look into the meaning of the sacrament and concludes the lesson with a summary and a closing prayer.

## Activity Booklets

A fun and colorful activity booklet is provided for each chapter. Although intended for use as supportive group learning activities, these booklets also may be completed at home with the family. They include the opening prayer used for each lesson, two activity pages that support the learning of the chapter, and a family page that offers families background on the chapter topic, strategies to integrate the values of Christian life into family life, and suggested activities related to the lesson to be done at home.

## Additional Booklets

The Sacrament of the Eucharist resources include an additional booklet that contains all of the key words used in the program, the Order of the Mass, and the prayers used during the Mass. The Sacrament of Reconciliation resources include an additional booklet that contains all of the key words used in the program, an outline of the Rite, and an examination of conscience.

## ***God’s Treasure of Forgiveness and God’s Treasure of the Eucharist Student Booklets***

***God’s Treasure of Forgiveness*** and ***God’s Treasure of the Eucharist*** student booklets provide a child-friendly presentation of the Church’s teaching on the Sacrament of Penance and Reconciliation and the Sacrament of the Eucharist. Each chapter in these booklets connects to a chapter in the teaching guide and reinforces the core content presented in the lessons.

Additional uses for these booklets include:

- leader background, to help leaders present the content in child-friendly language
- a make-up resource for children who miss lessons
- family reading, so parents or guardians can read and discuss each chapter with their child
- a refresher for the children, reviewing key teachings just before receiving the Sacrament of Penance and Reconciliation and the Sacrament of the Eucharist

## **Treasure Map**

Both sacraments have their own corresponding treasure map. This unique and colorful resource is designed to build excitement as the children journey through the various chapters on the way to their first celebration of the sacrament. Using stickers with key images from the Bible stories to be presented in each chapter, the children track their progress on a fun, engaging treasure map as they recall the key themes and lessons offered throughout the program.

## **Stickers**

A sticker sheet is included in the resources for both the Sacrament of Reconciliation and the Sacrament of the Eucharist. In addition to the stickers that allow the children to track their progress on the treasure maps, there are stickers that allow the children to mark Featured Stories or key verses in the Bible that have special significance to them. This immerses the children in the Bible and helps them retain key lessons and messages throughout.

## **Music Suggestions**

Music can add another wonderful dimension to this program. Each chapter includes two song suggestions that correspond to the chapter theme. These songs can be purchased and downloaded online. For a complete list of all of the songs for the program, please see the *Go Seek Find* resources at [www.smp.org/resourcecenter/books/](http://www.smp.org/resourcecenter/books/). Of course, you may also wish to add your own favorite hymns or songs such as those popular in your parish community.

## **Videos**

Options for activities that incorporate fun and engaging videos are provided throughout the program. Settings with the necessary technology can use this additional media to further enliven learning. These video suggestions are also included on the Family Page in the children's activity booklets, so if they are not used within the formal learning environment, they can be enjoyed at home with the family. Quick links to the video resources that are referenced throughout this program are available as part of the online resources for this program at [www.smp.org/resourcecenter/books/](http://www.smp.org/resourcecenter/books/).

# Program Outline: Reconciliation

Chapter Number	Chapter Title	Lesson Goals	Featured Story	Key Words
1	Jesus Is Always with Us	<ul style="list-style-type: none"> <li>• to identify that Christ died, rose from the dead, and is with us now</li> <li>• to recognize that we meet Jesus in the sacraments</li> <li>• to express that we confess our sins and are forgiven by God in the Sacrament of Reconciliation</li> </ul>	The Risen Jesus Appears to Mary Magdalene (John 20:11–18)	sacraments, grace, sin, Sacrament of Penance and Reconciliation, confession, conversion
2	We Trust in God's Mercy	<ul style="list-style-type: none"> <li>• to recognize that God is a loving Father</li> <li>• to identify that God always forgives us when we are truly sorry for our sins</li> <li>• to explain that God's mercy comes to us in the Sacrament of Reconciliation</li> </ul>	The Forgiving Father (Luke 15:11–32)	mercy
3	We Follow Jesus' Message of Love	<ul style="list-style-type: none"> <li>• to identify that we follow Jesus by loving God and others</li> <li>• to recognize that we can learn about love in Sacred Scripture</li> <li>• to explain that we can ask for forgiveness in the Sacrament of Reconciliation when we fail to love fully</li> </ul>	Love Is the Greatest Commandment (Mark 12:28–34)	Greatest Commandment, Sacred Scripture
4	We Follow the Ten Commandments	<ul style="list-style-type: none"> <li>• to express that God gave us rules to keep his people safe and happy</li> <li>• to recognize that the Ten Commandments are rooted in God's love for us</li> <li>• to explain the difference between a sin and an accident</li> </ul>	God Gives His People the Ten Commandments (Exodus 19:16–20:17)	Ten Commandments, accident

Chapter Number	Chapter Title	Lesson Goals	Featured Story	Key Words
5	We Ask for Forgiveness	<ul style="list-style-type: none"> <li>• to recognize that our sins can be forgiven if we are truly sorry</li> <li>• to identify that we have more room for love when we are forgiven in the Sacrament of Reconciliation</li> <li>• to explain the difference between mortal sin and venial sin</li> </ul>	Jesus Forgives a Woman's Sins (Luke 7:36–50)	mortal sin, venial sin
6	Jesus Loves and Cares for Us	<ul style="list-style-type: none"> <li>• to recognize that Jesus loves and cares for us as a good shepherd cares for his sheep</li> <li>• to recall that Jesus seeks us out when we stray, and we can return through the Sacrament of Reconciliation</li> <li>• to explain that in the Act of Contrition, we express our sorrow for having sinned</li> </ul>	Jesus Is the Good Shepherd (John 10:1–18)	penance, Act of Contrition, contrition
7	Jesus Helps Us Always	<ul style="list-style-type: none"> <li>• to recognize Jesus as the Son of God who is with us in times of trouble</li> <li>• to define ourselves as disciples of Jesus who call on him in the Sacrament of Reconciliation</li> <li>• to explain that our sins are forgiven and we are restored to peace when we receive absolution</li> </ul>	Jesus Helps Us in Times of Trouble (Matthew 8:23–27)	disciple, absolution, conscience
8	The Holy Spirit Teaches Us	<ul style="list-style-type: none"> <li>• to recognize that the Holy Spirit is our helper and guide</li> <li>• to identify that the Holy Spirit helps us in an examination of conscience as we prepare to receive the Sacrament of Reconciliation</li> <li>• to review the key words and important concepts of these chapters in preparation for the Sacrament of Reconciliation</li> </ul>	Jesus Sends the Holy Spirit to Help Us (John 14:15–31)	examination of conscience

# Program Outline: Eucharist

Chapter Number	Chapter Title	Lesson Goals	Featured Story	Key Words
1	We Are Part of the Church	<ul style="list-style-type: none"> <li>• to recognize that we are all an important part of the Church</li> <li>• to identify the three Sacraments of Christian Initiation</li> <li>• to name the Eucharist as the most important sacrament in the Church</li> </ul>	Every Baptized Person Is a Part of the Church (1 Corinthians 12:12–27)	sacraments, Sacraments of Christian Initiation, Baptism, Confirmation, Eucharist, Mass
2	Jesus Cares for Us	<ul style="list-style-type: none"> <li>• to explain that Jesus cares for us and for all people</li> <li>• to identify the Eucharist as a way Jesus shows his care for us</li> <li>• to name the four parts of the Mass</li> </ul>	Jesus Feeds a Huge Crowd (John 6:1–15)	Introductory Rites, Liturgy of the Word, Liturgy of the Eucharist, Concluding Rites
3	We Ask for Forgiveness	<ul style="list-style-type: none"> <li>• to identify three actions that lead to true happiness</li> <li>• to explain why we want to be in a state of friendship with God when we receive the Eucharist</li> <li>• to articulate that we ask for God's forgiveness at Mass to prepare for the Eucharist</li> </ul>	Jesus Teaches Us How to Be Happy (Matthew 5:1–12)	Penitential Act
4	We Give Thanks to God	<ul style="list-style-type: none"> <li>• to recognize the importance of being thankful</li> <li>• to identify Sunday as a special day to honor God</li> <li>• to understand that we pray, give thanks, and praise God at Mass</li> </ul>	Thank God for All He Has Done for You (Colossians 3:12–17)	hymn, genuflect
5	We Learn from the Bible	<ul style="list-style-type: none"> <li>• to identify God's Word as the readings and teachings in the Bible</li> <li>• to describe the importance of preparing our hearts for God's Word</li> <li>• to recall that we hear God's Word at Mass in the Liturgy of the Word</li> </ul>	Jesus Want Us to Hear and Accept His Word (Mark 4:1–20)	parable

Chapter Number	Chapter Title	Lesson Goals	Featured Story	Key Words
6	We Are United in Faith	<ul style="list-style-type: none"> <li>• to express that Jesus wants his followers to be united in faith</li> <li>• to identify that praying the Creed together is a sign of our unity</li> <li>• to recognize the core beliefs expressed in the Nicene Creed</li> </ul>	Jesus Prays That His Followers Will Be United (John 17:9–23)	creed
7	We Celebrate the Gift of the Eucharist	<ul style="list-style-type: none"> <li>• to recognize that Jesus gave the gift of the Eucharist at the Last Supper</li> <li>• to identify that the bread and wine become the Body and Blood of Jesus at Mass</li> <li>• to recall that the Eucharist strengthens us to follow Jesus more closely</li> </ul>	The Last Supper (Mark 14:12–26)	Eucharistic Prayer, consecration
8	We Pray as Jesus Taught Us	<ul style="list-style-type: none"> <li>• to express that the Our Father was taught to the disciples and us by Jesus</li> <li>• to identify the meaning of the different parts of the prayer</li> <li>• to recognize that we pray the Our Father at every Mass to prepare us to receive the Eucharist</li> </ul>	Jesus Teaches Us How to Pray (Matthew 6:5–13)	Kingdom of God
9	Jesus Is Present with Us Now	<ul style="list-style-type: none"> <li>• to explain that the Risen Jesus is with us today in a special way</li> <li>• to recognize what occurs during the Communion Rite</li> <li>• to identify the proper way to receive Holy Communion</li> </ul>	Two Disciples Meet the Risen Jesus (Luke 24:13–35)	Holy Communion
10	We Are Sent Forth to Share Love	<ul style="list-style-type: none"> <li>• to describe how Jesus showed us that we should serve others</li> <li>• to recognize some big and small ways we can serve others</li> <li>• to identify the Concluding Rites as the part of the Mass where we are sent forth to share God's love with others</li> </ul>	Jesus Washes the Disciples' Feet (John 13:1–17)	Dismissal

## Additional Support Information

### Teaching with *The Catholic Children's Bible*

*Go Seek Find* is a unique sacrament-preparation program, as it immerses the children directly in *The Catholic Children's Bible* and introduces key themes involved in sacrament preparation through Bible stories. This focus on Scripture builds important biblical literacy as it roots the themes of the sacraments in God's Word. It is helpful, therefore, that you and the catechists are familiar with *The Catholic Children's Bible* in order to help the children become comfortable and confident with its navigation and use. To this end, *The Catholic Children's Bible Leader Guide* was created. This invaluable resource will help you introduce *The Catholic Children's Bible* to the children, as well as provide you with essential insights into how to help the children to read and understand Scripture. Key articles include:

- "Biblical Literacy and the Teaching of Scripture"
- "Helping Children to Navigate the Saint Mary's Press® *Catholic Children's Bible*"
- "Teaching Scripture to Children"
- "Scriptural Prayer with Children"
- and much more!

Learn more about this helpful resource by contacting your local Saint Mary's Press representative or by visiting [www.smp.org](http://www.smp.org).

### How to Use This Guide at Home

Some catechetical programs offer a home-preparation model as an option or as the primary way that children prepare for the sacrament. This versatile teaching guide may be used at home as easily as in a larger group setting with multiple learners. Although the guide refers to "children," all of the lessons can easily be adjusted to be used with one child in a home setting. The instructions and sample language are accessible to anyone in the teaching role, regardless of experience. Multiple activity options also allow a parent to easily incorporate a learning activity into a home lesson. Even other children at home can be included in the activity, turning learning into a fun, family event! Parents also should have access to *The Catholic Children's Bible Leader Guide* (see above), as this will help them familiarize themselves with *The Catholic Children's Bible* and gain insights into how to help their child read and understand the Sacred Scriptures.

### Optional Yearlong Program

Some parishes and schools prefer to devote the entire year to preparation for the first reception of the Sacraments of Reconciliation and Eucharist. *Go Seek Find* can be adapted to a yearlong program by adding appropriate seasonal and liturgical lessons presented in *The Catholic Children's Bible Leader Guide*. Chapter 10 of this guide offers thirteen Scripture-based lessons that include an opening prayer, the reading of a Featured Story, an activity, and a closing prayer, and can easily be added to the lessons in the *Go Seek Find* program.

## **Determining a Child's Readiness for First Reconciliation**

### **Pastoral Discernment**

One of the roles of pastors—and, by extension, directors of religious education—is to assess whether children are ready to receive the Sacrament of Reconciliation. When you make the important assessment of readiness, some possible indications to consider include the following:

- The child is baptized.
- There has been catechesis on the Sacrament of Reconciliation.
- The child understands that only intentional acts that do harm can be called “sins,” rather than “mistakes” or “accidents.”
- The child understands that God is ready to forgive our sins and welcome us back to his loving care.
- The child welcomes the opportunity to be absolved by the priest.

### **Parental Discernment**

Parents are key figures in determining a child's readiness for the sacraments. As the program director, you may wish to conduct individual interviews with parents to discuss their child's readiness. If parents express concerns about their child's readiness, it is important to understand their position. In some cases, parents might evaluate readiness differently and expect too much of their child. It may be that the parents themselves do not feel ready for the commitment.

Take care not to make families and children feel that Reconciliation must happen now or never. Just because a child is the right age or in the right grade, it does not mean it is the right time for the child to celebrate First Reconciliation or for the family to prepare the child for First Reconciliation. If a family situation such as divorce or serious illness means that the child's preparation for First Reconciliation cannot be given proper attention and focus, you, the child's parents, and your pastor might determine that it is in the best interest of all involved to wait.

## **Determining a Child's Readiness for First Eucharist**

### **Pastoral Discernment**

One of the roles of pastors and, by extension, directors of religious education, is to assess whether children are ready to receive the Eucharist. When making the important assessment of readiness, some possible indications to consider include the following:

- The child is baptized.
- There has been catechesis on the Sacrament of the Eucharist.
- The child understands that as Eucharist, the bread and wine are no longer ordinary bread and wine but the Real Presence of Jesus.
- The child has a desire to receive Jesus in Holy Communion.

In addition, it can be helpful to assess whether the child participates in the Mass to the best of his or her ability and knows how to receive the Eucharist correctly and reverently.

## Parental Discernment

Parents are key figures in determining a child's readiness for the sacraments. As the program director, you may wish to conduct individual interviews with parents to discuss their child's readiness. If parents express concerns about their child's readiness, it is important to understand their position. In some cases, parents might evaluate readiness differently and expect too much of their child. It may be that the parents themselves do not feel ready for the commitment.

Take care not to make families and children feel that it is now or never. Just because a child is the right age or in the right grade does not mean it is the right time for the child to celebrate First Eucharist or for the family to prepare the child for First Eucharist. If a family situation such as divorce or serious illness means that the child's preparation for First Eucharist cannot be given proper attention and focus, it might be in the best interest of all involved to wait.

## Accommodating Children with Special Needs: Reconciliation

Sometimes parents are concerned that their child cannot celebrate First Reconciliation because of a disability or special need. The goal of the Church is to include everyone to the greatest extent possible and to make necessary accommodations to achieve this goal. The Catholic bishops of the United States have provided a resource, *Guidelines for the Celebration of the Sacraments with Persons with Disabilities*, that may help you anticipate ways to accommodate children with special needs during the celebration of First Reconciliation. The resource may be viewed online at the website of the National Catholic Partnership on Disability, or you may order copies from the USCCB website (click on "Publications" and search for product code 5-425).

The following are a few considerations for accommodating children with special needs during the preparation for, and celebration of, First Reconciliation:

- During activities, preparation classes, orientation sessions, or retreats, children with ADD and ADHD may have to take more frequent breaks in order to focus.
- Children with autism or who are on the autism spectrum may be challenged by some activities and/or the celebration of First Reconciliation. An older sibling or an aide may be able to help at meetings, and you can enlist the help of a child "partner" during the liturgy. Insist on only what is necessary.
- Children with impaired hearing, vision, or mobility may need to sit in front of the church during the liturgy for First Reconciliation. Children with impaired vision or mobility may need assistance getting to and from the reconciliation room or stations.
- Children who are deaf or hard of hearing and who communicate in sign language have particular needs during the celebration of Reconciliation. If a priest who knows sign language is not available to accept their confession, canon law allows someone with impaired hearing to confess through an interpreter of his or her choosing. (The interpreter is then also bound by the seal of confession.) Alternately, the guidelines issued by the U.S. Catholic bishops allow someone with impaired hearing to confess in writing, which afterward should be destroyed or returned to the person (24). To ensure a smooth celebration of First Reconciliation, you will find it helpful to discuss necessary arrangements in advance with any children who have impaired hearing, their parents, and the pastor.
- Children with other disabilities that make communication difficult may need to make their confessions nonverbally. The guidelines of the U.S. Catholic bishops say, "Sorrow for sin is to be accepted even if this repentance is expressed through some gesture rather than verbally" (25).

- You may want to encourage parents of a child with special needs to consult any specialists who are working with their child. These caregivers might have suggestions for other accommodations that can help the child to prepare for and celebrate First Reconciliation.

## Accommodating Children with Special Needs: Eucharist

Sometimes parents are concerned that their child cannot receive Eucharist because of a disability or special need. The goal of the Church is to include everyone to the extent possible and to make necessary accommodations to achieve this goal. The following are a few considerations for accommodating children with special needs during the preparation for and celebration of First Eucharist:

- Children with impaired hearing or vision may need to sit in front of the church for the Eucharistic celebration.
- Children with a condition such as cerebral palsy who are not able to place the right hand under the left to receive the Eucharist may accept it in the palm of either hand and bring the hand up to their mouth to consume.
- Children with swallowing issues may need to receive a very small piece of the Host. They may also need to be provided unconsecrated hosts several weeks in advance so they can practice at home with their parents. *Note:* Be sure to inform your pastor in advance about children who will receive only a piece of the Host or only from the cup.
- Children with gluten intolerance (celiac disease) may receive from the cup only.
- Children with ADD and ADHD may have to take breaks in order to focus or participate in activities or a full-length gathering.
- Children with autism or who are on the autism spectrum may be challenged by some activities and/or the celebration of First Eucharist. An older sibling or an aide may be able to help at meetings, and you can enlist the help of a child “partner” during the liturgy. Insist on only what is necessary.

---

The content in this program was developed and reviewed by the content engagement team at Saint Mary's Press. Content design and manufacturing were coordinated by the passionate team of creatives at Saint Mary's Press.

The reference and quotation on page 17 are from *Guidelines for the Celebration of the Sacraments with Persons with Disabilities*, numbers 24 and 25. (Washington, D.C.: United States Catholic Conference, Inc. [USCCB], 1995). Copyright © 1995, USCCB. All rights reserved.

The scriptural quotations in this online resource are from the *Good News Translation*® (*Today's English Version, Second Edition*). Copyright © 1992 by the American Bible Society. All rights reserved.

Copyright © 2016 by Saint Mary's Press, Christian Brothers Publications, 702 Terrace Heights, Winona, MN 55987-1320, [www.smp.org](http://www.smp.org). All rights reserved.