

# Confirmation Home Guide



**Discover God's  
Treasures**



This guide and the corresponding activity booklets have been submitted for the nihil obstat and imprimatur. Saint Mary's Press is currently awaiting notice of final approval.

The content in this program was developed and reviewed by the content engagement team at Saint Mary's Press. Content design and manufacturing were coordinated by the passionate team of creatives at Saint Mary's Press.

Copyright © 2016 by Saint Mary's Press, Christian Brothers Publications, 702 Terrace Heights, Winona, MN 55987-1320, [www.smp.org](http://www.smp.org). All rights reserved. No part of this guide may be reproduced by any means without the written permission of the publisher.

Printed in the United States of America

101149

# Contents

Welcome .....	4
Program Overview .....	5
Key Elements of the Program .....	14
Additional Support Information .....	16
Chapter 1 <b>Holy Spirit, Come to Us!</b> .....	17
Acts 2:1–6	
Chapter 2 <b>The Spirit of the Lord Is upon Us</b> .....	21
Luke 4:16–19,21	
Chapter 3 <b>We Are Born Again</b> .....	25
John 3:4–6	
Chapter 4 <b>We Spread the Gospel with Our Lives</b> .....	30
Matthew 28:16–20	
The Renewal of Baptismal Promises .....	34
Confirmation Key Words .....	36
Acknowledgments .....	37

# Welcome

## Welcome to *Go Seek Find: Discover God's Treasures!*

We at Saint Mary's Press are excited to partner with you in the important ministry of preparing your child for the celebration of the Sacrament of Confirmation as part of the restored order of the Sacraments of Christian Initiation.

Through this new and unique program, your child will be led on an adventure of discovery as they explore the rich and beautiful significance of this sacrament in their lives. *Go Seek Find* will engage and inspire your child, creating a spirit of excitement and joy around their journey toward encountering the Holy Spirit through the treasure that is the Sacrament of Confirmation.

This program was developed with the real needs of your child at its center. The program's core text is *The Saint Mary's Press® Catholic Children's Bible*. By using a Bible designed specifically for them and engaging with the Featured Stories within it, your child will explore the Sacrament of Confirmation through the biblical lens of Jesus' life and works as empowered by the Holy Spirit and learn more about their faith in language they can understand. They will also experience interactive core activities that bring the chapter lessons to life in a fun and memorable way. And they will learn important information about the Sacrament of Confirmation, reinforcing this new knowledge through a variety of activities and family learning opportunities offered in the activity booklets that accompany each lesson.

Together, you and your child will *Go Seek Find* the incredible treasure that is the Sacrament of Confirmation. May an ever-expanding awareness of Christ's presence in our lives be the source of faith, hope, and love for all of us!

With hopes and prayers for every blessing,

The Publishing Team at Saint Mary's Press

**"Ask, and you will receive; seek, and you will find;  
knock, and the door will be opened to you."**

(Matthew 7:7)


# Program Overview

## Program Outline

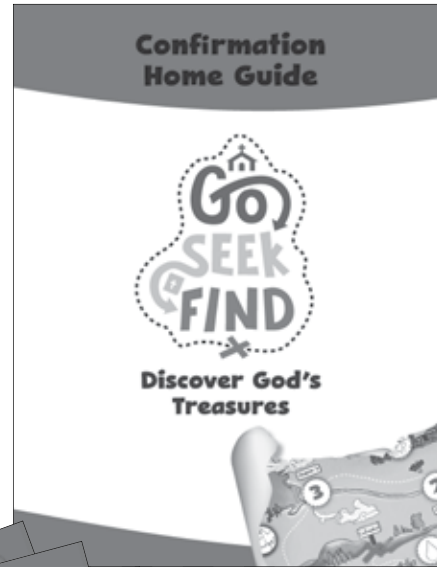
Chapter Number	Chapter Title	Lesson Goals	Featured Story	Key Words
1	Holy Spirit, Come to Us!	<ul style="list-style-type: none"> <li>to recall that the Holy Spirit came upon the Church at Pentecost</li> <li>to identify that the presence of the Holy Spirit is expressed through different symbols</li> <li>to recognize that the Holy Spirit strengthens us in a special way in Confirmation</li> </ul>	The Holy Spirit Comes to the Disciples (Acts 2:1–6)	symbol, confers
2	The Spirit of the Lord Is upon Us	<ul style="list-style-type: none"> <li>to recall that the Holy Spirit helped Jesus bring us the Good News</li> <li>to express that the Holy Spirit speaks to us in the Liturgy of the Word</li> <li>to recognize that we are strengthened with the seven Gifts of the Holy Spirit</li> </ul>	Jesus Says He Came to Save Us (Luke 4:16–19,21)	Good News, Gifts of the Holy Spirit, fruits of the Holy Spirit
3	We Are Born Again	<ul style="list-style-type: none"> <li>to recall that we first received the Holy Spirit in the Sacrament of Baptism</li> <li>to recognize that in Confirmation we renew our baptismal promises to follow Christ and to renounce sin</li> <li>to summarize that in Confirmation we are sealed with the Holy Spirit through the laying on of hands and the anointing with Sacred Chrism</li> </ul>	We Are Born Again through Baptism (John 3:4–6)	baptismal promises, laying on of hands, anoint, Sacred Chrism
4	We Spread the Gospel with Our Lives	<ul style="list-style-type: none"> <li>to recognize that Jesus wants us to spread the Good News everywhere</li> <li>to recall that Jesus is with us always through the Holy Spirit</li> <li>to express that the Holy Spirit helps us to follow Jesus in his mission of love</li> </ul>	Jesus Wants Us to Help Others to Know Him (Matthew 28:16–20)	General Intercessions, Dismissal, witness

# Program Components

The Catholic Children's Bible



Home Guide

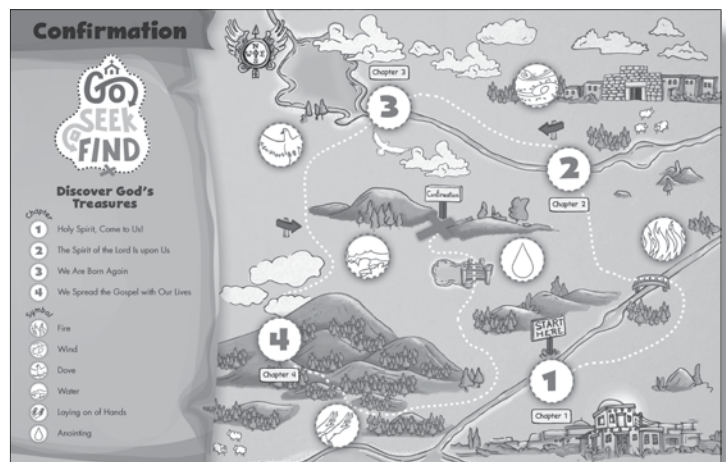


Activity Booklets

Stickers



Treasure Map




# Understanding the Components

## Home Guide

**Background Focus** provides quick, easy-to-read insights about the theme of the chapter.

17

### Chapter 1



Chapter 1

### Featured Story

The Holy Spirit Comes to the Disciples (Acts 2:1–6)

### Lesson Goals

- to recall that the Holy Spirit came upon the Church at Pentecost
- to identify that the presence of the Holy Spirit is expressed through different symbols
- to recognize that the Holy Spirit strengthens us in a special way in Confirmation

### Lesson at a Glance

**Go** (10 minutes)  
Opening Prayer  
Engage Activity

**Seek** (30 minutes)  
Featured Story  
Core Learning Activity

**Find** (20 minutes)  
God's Treasure of Confirmation  
Lesson Wrap-Up  
Closing Prayer

### Materials Needed

- *The Catholic Children's Bible* and chapter 1 activity booklet
- two yellow strips of construction paper for headband
- one flame cut from red construction paper
- a stapler or tape
- pictures of symbols of the Holy Spirit mounted or drawn on cards

### Music Suggestions

- "Holy Spirit, Come," by Spring Harvest (Elevation Kids)
- "Breathe (Live)," by Hillsong Kids (Hillsong Church)

### Background Focus

We tend to think of the Holy Spirit as elusive. We can know something of God the Father through our own experience of "father"; we can know something of God the Son through our reading of Scripture. The Third Person of the Blessed Trinity is a little bit harder to pin down. How do we come to know the Holy Spirit? Often it is through a nudge, an intuition, a word or phrase from Scripture that we can't forget. Then we realize: the Holy Spirit has visited us.

Certainly the Holy Spirit's presence was felt in a big way at Pentecost. As Jesus promised, the Holy Spirit came upon the disciples and gave them both comfort and courage as they were beginning something new—a Church that would live and spread the Good News of God's love. The Holy Spirit that hovered over the chaos of creation was now hovering over them. They were God's new creation. Their lives would never be the same. As the Holy Spirit comes to your child in the Sacrament of Confirmation, their life will never be the same either. What a wonderful, powerful message to share!

**GO (10 minutes)**

### Opening Prayer

- Invite your child to turn to page 1 of the chapter 1 activity booklet.
- Begin prayer by making the Sign of the Cross, then say, "Let us remember we are in the holy presence of God." Allow about 10 seconds of silence.
- Invite your child to read the leader's lines while you read the lines for "all." Explain to your child that the word *kindle* means "to light or set on fire."

**Lesson Goals** shows the key desired outcomes of the chapter.

The **Go** part of the lesson begins with an opening prayer that is found in the activity booklets.

A list of **Materials Needed** helps you adequately prepare for the lesson.

Two **Music Suggestions** are offered for possible incorporation into the lesson. Links to these songs can be found at [www.smp.org/resourcecenter/books](http://www.smp.org/resourcecenter/books).

After the opening prayer, an **Engage Activity** will spark interest and create excitement for the lesson ahead.

18 Confirmation Home Guide

**Chapter 1**

**Engage Activity**

- Invite your child to share what they know about the Holy Spirit, and record their answers on a piece of paper. Give some examples if they need help. (Answers might include: The Holy Spirit is included in the Sign of the Cross, the Holy Spirit is the Third Person of the Trinity, the Holy Spirit helped us prepare for the Sacrament of Reconciliation, the Holy Spirit is our helper and inspires us to do good.)
- Tell your child that today they will learn that after Jesus died, was buried, and rose from the dead, the Holy Spirit was sent to help the Church. Explain that Christians celebrate the sending of the Holy Spirit each year on a very special and holy day.

**Seek (30 minutes)**

**Featured Story**

- Invite your child to find Acts 2:1–6 in The Catholic Children's Bible (page 1712).
- Direct them to turn to page 1714 and place an "I found it!" sticker next to the Featured Story.
- Tell them that the text between the leaves on page 1714 is a shortened version of the Scripture story on page 1712.
- Ask your child to look at the artwork on pages 1714–1715. Invite them to describe what they see in the artwork.
- Read the title on the page, and ask your child to share what the word *disciple* means. (A disciple is a follower of a teacher. A disciple of Jesus is a follower of Jesus. We are all disciples of Jesus.)
- Read the Bible story to your child. Then ask several questions to check for comprehension, such as:
  - What do we call this special day when the Holy Spirit came? (Pentecost)
  - What did the disciples hear? (They heard a strong wind blowing.)
  - What did the disciples see? (They saw what looked like tongues of fire, which spread and touched each person.)
  - What happened to the disciples? (They were filled with the Holy Spirit. They began to speak in other languages.)

**Understand It!**

- Read Understand It! on page 1715 or have your child read it.
- Invite your child to summarize what they just heard, asking key questions about the reading to check for comprehension.
- Explain some of the following points:
  - Jews came from all around the region for the Jewish feast of Pentecost and a time when the Festival of Weeks was celebrated by Mary and the disciples were praying.
  - Suddenly there was a sound like a strong wind blowing, and tongues of fire appeared and rested on each person.
  - The Holy Spirit came upon the disciples, and they began to speak in other languages.

Each lesson is anchored by a **Core Learning Activity**. This activity presents an aspect of the chapter theme in a fun, engaging, and memorable way.

Holy Spirit, Come to Us! 19

**Chapter 1**

**Tell It!**

- Ask your child to look at the images in Tell It! on page 1715.
- Invite your child to use the images to retell the Bible reading the best they can.
- Have your child use some of the smaller stickers to mark parts of the Featured Story (pages 1714–1715) that capture their interest. Remind them to save enough stickers to use on the remaining three chapters.

**Core Learning Activity**

**Holy Spirit Headband**

- Fit yellow strips of paper around the head of your child, and staple or tape them together. After fitting the headband, remove it from your child's head.
- Take the red flame and help your child staple or tape the flame to the front of the headband.
- Explain that just as they were called by name in the Sacrament of Baptism, so they will be called by name in the Sacrament of Confirmation.
- Place the headband on your child's head, using these or similar words: "[Name], I place this flame upon your head as a sign that the Holy Spirit will come to you in the Sacrament of Confirmation. May you follow the Holy Spirit, now and always." Prompt your child to respond, "Amen."
- Play a song about the Holy Spirit, if you have time, to conclude the activity.

**Find (20 minutes)**

**God's Treasure of Confirmation**

- Use the symbol cards that you have made in advance to show the different symbols of the Holy Spirit as you discuss them. Symbols might include wind, fire, water, cloud and light, dove, and the finger of God. Some pictures can be found on the Internet.
  - We cannot see the Holy Spirit, but we use symbols to remind us that the Holy Spirit is with us. A **symbol** is something that stands for something else. There are many symbols of the Holy Spirit. We already know that wind and fire are symbols of the Holy Spirit. (Hold up the symbol cards of wind and fire.)
- Another symbol of the Holy Spirit is water. (Hold up symbol card.) Water reminds us of our Baptism. This is when the Holy Spirit first came to us, which we will learn about more in another lesson. When we bless ourselves with holy water and make the Sign of the Cross, we are also reminded of our Baptism.
- Another symbol of the Holy Spirit is a dove (hold up symbol card) because when Jesus was baptized, the Holy Spirit was present in the form of a dove.
- Another symbol of the Holy Spirit is cloud and light. (Hold up symbol card.) When Moses led the Chosen People out of Egypt, God led them with a cloud by day and a pillar of fire by night. When Mary said yes to God and became the Mother of God, she was overshadowed by the Holy Spirit, like a cloud may cast a shadow over something below.
- Another symbol of the Holy Spirit is a finger. (Hold up symbol card.) The Holy Spirit is often called "the finger of God." We say that the finger of God, the Holy Spirit, writes God's law of love in our hearts.

**Note:** Further explanations of each of these symbols can be found in the *Catechism of the Catholic Church* (694–701). Note that the symbolic actions of laying on of hands and anointing will be taught in chapter 3, as they are important elements in the *Order of Confirmation*.

- Explain that in the Sacrament of Confirmation, we receive the Gifts of the Holy Spirit in a special way.
  - The Sacrament of Confirmation is when the Holy Spirit will come to you personally. So we will celebrate the coming of the Holy Spirit on the day that you receive the Sacrament of Confirmation.
  - We rejoice in this and celebrate the fact that the Holy Spirit will strengthen you in Confirmation and will be with you always.
  - At Baptism, you received your name. At Confirmation, you will be called again by your name to receive the Holy Spirit. [Optional: You may also be called by a new name, the name of a special saint that you will choose as a friend in heaven to help you live as a strong follower of Jesus.]

The **Seek** part of the lesson invites direct interaction with the Bible and the learning of key sacrament related themes through important Bible stories.

The **Find** part of the lesson relays key information about the sacrament.



**Note:** The Church gives candidates for Confirmation the option of using their baptismal names at Confirmation, to emphasize the connection of Confirmation to Baptism, or of choosing the name of a saint or holy person. For further information, please see page 16 of this home guide.

- For the Sacrament of Confirmation, the bishop comes to our parish. The bishop is “the ordinary, minister” of Confirmation. This means that ordinarily or usually, the bishop is the one who **confers**, or gives us, the Gifts of the Holy Spirit in the Sacrament of Confirmation.
  - The Sacrament of Confirmation starts with the presentation of all of those who have been preparing for Confirmation. You will be called by name and asked to come forward. [Or, describe the customary procedure in your parish.]
  - Then the bishop gives a little talk, or homily, about the sacrament. In his talk, the bishop will remind us of what the Holy Spirit did on Pentecost and what the Holy Spirit will do in our lives today.
- Invite your child to turn to page 3 of the chapter 1 activity booklet and complete the activity. *Answers: 1. b, 2. c, 3. a, 4. c, 5. a*

### Lesson Wrap-Up

- Invite your child to think back over all the different things they did in this chapter, and have them share some of the key things they learned.
- Ensure that the following points are made, write them on a piece of paper, and circle them:
  - The Holy Spirit came upon the Church at Pentecost.
  - The presence of the Holy Spirit is expressed through different symbols.
  - The Holy Spirit strengthens us in a special way in Confirmation.

- Have your child place the chapter 1 sticker in the correct circle on the Confirmation treasure map. Then remind them that the symbols of fire, wind, and the dove are symbols of the Holy Spirit, and have them place these stickers in the correct circles.



### Closing Prayer

- Begin the prayer by making the Sign of the Cross and saying, “Let us remember we are in the holy presence of God,” followed by a few seconds of silence.
- Play a piece of music, if you have time, that speaks about the Holy Spirit.
- Pray this prayer aloud: “Holy Spirit, come to us. Come upon us, not in wind and fire, but in the love and joy you place in our hearts. Bring us closer to Jesus and to all of God’s children.” Encourage your child to respond, “Amen.”
- Close with a final Sign of the Cross.

### Additional Family Suggestions

For additional ideas, activities, and prayers that can be used by your family for this chapter, please refer to the Family Page on page 4 of this chapter’s activity booklet.

The **Lesson Wrap-Up** encourages recall and invites your child to mark their progress on the interactive treasure map.

## Activity Booklets

**Confirmation**

Chapter 1



# Holy Spirit, Come to Us!



## Prayer

**Leader:** Come, Holy Spirit, fill the hearts of your faithful.

**All:** And kindle in them the fire of your love.

**Leader:** Send forth your Spirit and they shall be created.

**All:** And you will renew the face of the earth.

Each activity booklet begins with a **Prayer** that is used as the opening prayer for that chapter's lesson.

Page 2 (on the left) features an activity that relates to content discovered in the Bible.

Using the Featured Story on page 1714 in *The Catholic Children's Bible*, fill in the missing words.

"When the day of \_\_\_\_\_ came, all the believers were gathered together in one place. Suddenly there was a \_\_\_\_\_ from the sky which sounded like a strong \_\_\_\_\_ blowing. . . . They saw what looked like \_\_\_\_\_ which spread out and touched each person there. They were all filled with the \_\_\_\_\_ and began to talk in other languages, as the Spirit enabled them to speak."

Choose the correct word to complete the sentence.

\_\_\_\_ 1. A \_\_\_\_ is something that stands for something else.  
a. sign      b. symbol      c. song

\_\_\_\_ 2. Two symbols of the Holy Spirit are \_\_\_\_.  
a. trees and grass      b. cars and trucks      c. wind and fire

\_\_\_\_ 3. The Holy Spirit first came to us in the Sacrament of \_\_\_\_.  
a. Baptism      b. Matrimony      c. Anointing of the Sick

\_\_\_\_ 4. In the Sacrament of \_\_\_\_, we receive the Holy Spirit in a special way and are strengthened.  
a. the Eucharist      b. Reconciliation      c. Confirmation

\_\_\_\_ 5. The ordinary minister of Confirmation, the person who usually confers this sacrament, is the \_\_\_\_.  
a. bishop      b. Pope      c. parish priest

Page 3 (on the right) features an activity that relates to the sacrament content in the chapter.

The **Family Page** provides helpful information about the chapter and additional key ideas to bring the lesson to life at home.

## Family Page

### Background Focus

We tend to think of the Holy Spirit as elusive. We can know something of God the Father through our own experience of “father”; we can know something of God the Son through our reading of Scripture. The Third Person of the Blessed Trinity is a little bit harder to pin down. How do we come to know the Holy Spirit? Often it is through a nudge, an intuition, a word or phrase from Scripture that we can’t forget. Then we realize what has happened: the Holy Spirit has visited us.

Certainly the Holy Spirit’s presence was felt in a big way at Pentecost. As Jesus promised, the Holy Spirit

came upon the disciples and gave them both comfort and courage as they were beginning something new—a Church that would live and spread the Good News of God’s love. The Holy Spirit that hovered over the chaos of creation was now hovering over them. They were God’s new creation. Their lives would never be the same. As the Holy Spirit comes to our children in the Sacrament of Confirmation, their lives will never be the same either. What a wonderful, powerful message to share!

### Family Strategies

“Before you fly off the handle, count to ten.” This is an age-old remedy for dealing with a stressful moment. It provides a space in which to calm down and to respond appropriately to a difficult situation. It is a strategy that can work for anyone of any age, and a strategy that parents can easily model for children. For us as baptized Christians, these ten seconds can be a sacred space in which the Holy Spirit can work. The habit of counting to ten could even be adapted by repeating the words “Come, Holy Spirit!” ten times!

[The prayer on the cover of this activity booklet is from *Catholic Household Blessings and Prayers*, by the Bishops’ Committee on the Liturgy [Washington, DC: United States Conference of Catholic Bishops [USCCB], 1989], page 157. Copyright © 1989 by the USCCB. All rights reserved.]

### Family Activities

- Congratulate your child on beginning to prepare for Confirmation. Take time after the Mass this weekend to look for symbols of the Holy Spirit (fire, dove) in the stained-glass windows or other art in your parish church.
- Read together the Featured Story on page 1714 in *The Catholic Children’s Bible* (Acts of the Apostles 2:1–6). Remind your child that the Holy Spirit will come to him or her personally at Confirmation. You may also want to pray the Holy Spirit prayer (see front cover of this booklet) regularly, either at meals or at bedtime.
- Watch the YouTube video “33 The Holy Spirit Comes” (2:58). Ask: When do we need courage? When do we need healing? Then ask the Holy Spirit for these gifts.


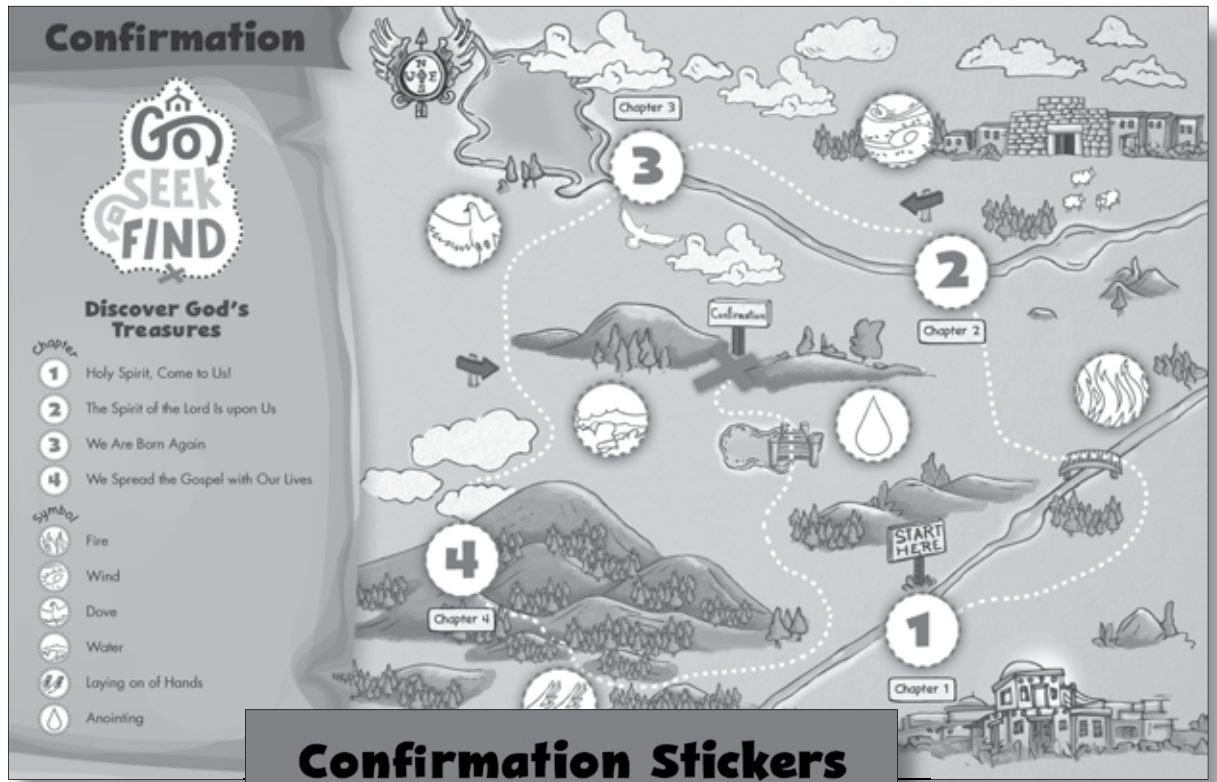
### Pray It!



*Pray the prayer to the Holy Spirit from the cover of this activity booklet as a family, beginning and ending with the Sign of the Cross.*

# Treasure Map and Stickers

A **Treasure Map** helps track progress through the chapters in a fun and engaging way that also reinforces what was learned.



**Stickers** are provided that contain key images from the different chapters. These stickers will be used to track progress on the treasure map.

**Stickers** are also provided to encourage engagement with the Bible and a way to mark verses and other meaningful content.

# Key Elements of the Program

## Home Guide

The home guide divides each chapter into three main parts: “Go,” “Seek,” and “Find.” The “Go” section begins with an opening prayer and continues with a short activity to engage in the topic of the day. The “Seek” section involves exploring Scripture related to the sacrament of focus and a core learning activity centered on the chapter theme. The “Find” section offers a deeper look into the meaning of the sacrament and concludes the lesson with a summary and closing prayer.

## Activity Booklets

A fun and colorful activity booklet is provided for each chapter. These booklets include the opening prayer used for each lesson, two activity pages that support the learning of the chapter, and a family page that offers background on the chapter topic, strategies to integrate the values of Christian life into family life, and suggested activities related to the lesson to be done at home.

## Additional Booklet

The Sacrament of Confirmation resources include an additional booklet that contains all the key words used in the program as well as the Renewal of Baptismal Promises from the *Order of Confirmation*.

## Treasure Map

The Sacrament of Confirmation has its own treasure map. This unique and colorful resource is designed to build excitement as your child journeys through the various chapters on the way to the celebration of the Sacrament of Confirmation. Using stickers with key images from the Bible stories to be read in each chapter, your child will track their progress on a fun, engaging treasure map as they recall the key themes and lessons offered in the four Confirmation chapters.

## Stickers

A sticker sheet is included in the resources for the Sacrament of Confirmation. In addition to the stickers that allow the tracking of progress on the treasure maps, there are stickers that allow your child to mark Featured Stories or key verses in the Bible that have special significance to them. This immerses your child in the Bible and helps them retain key lessons and messages throughout.

## Music Suggestions

Music can add another wonderful dimension to this program. Each chapter includes two song suggestions that correspond to the chapter theme. These songs can be purchased and downloaded online. For a complete list of all of the songs for the program, along with direct links for purchasing, please visit the online resources for this program at [www.smp.org/resourcecenter/books](http://www.smp.org/resourcecenter/books). Of course, you may also wish to add your own favorite hymns or songs such as those that are popular in your parish community.

## How to Use All These Elements at Home

The Home Guide contains everything you need to bring all the elements of *Go Seek Find* together for successful use at home. Although you may have to make some adjustments for this program to fit your time frame or the individual gifts and interests of your child, you will find a complete easy-to-use structure from which to start. The current lesson is designed to take 60 minutes from start to finish; however, this can vary depending on the unique pace at which you and your child move through the lesson.

Quickly reviewing the content and flow of a chapter before working with it will be especially helpful in making decisions about how best to tailor it for your child. Once you cover the first chapter, you will begin to find your own unique rhythm and will be able to make quick adjustments to further refine the program for a perfect fit.

If you need additional ideas to supplement the content of the lesson, you can easily add some of the activities and ideas that are included on the Family Page in each lesson's activity booklet. If you find the lessons are running longer than the time you have, you might consider skipping the Engage Activity and saving the activities in the booklets to be done at a different time.

You can involve the entire family in these lessons by gathering and preparing materials so that everyone can participate in the Core Learning Activity. This can make learning more fun, and encourages learning across different ages. You will likely find that you enjoy these activities as well!

# Additional Support Information

## Godparents and Sponsors

The restored order of the Sacraments of Christian Initiation links the three Sacraments of Baptism, Confirmation, and Eucharist together very closely. The Church particularly makes an effort, in catechesis and in practice, to emphasize the close link between Baptism and Confirmation. This is reflected in Canon Law. In canon 893, candidates for Confirmation are encouraged to choose their baptismal godparent or sponsor as their Confirmation sponsor. When the Sacrament of Confirmation is delayed until the teen years, this is not always possible. It may be more possible when the sacraments are conferred more closely together in time, as in the restored order.

However, the option to choose a sponsor other than the baptismal godparents remains. It should always be kept in mind that the sponsor at Confirmation should be someone who is at least sixteen years of age (or the age determined by diocesan guidelines), has been confirmed, is receiving the Eucharist, and is in good standing with the Church.

## Choosing a Confirmation Name

There are two main practices regarding the name pronounced by the bishop at the moment of anointing, when he says, “[Name of child], be sealed with the Gift of the Holy Spirit” (*Order of Confirmation*, 27). The first practice is to use the baptismal name of the candidate. The second is to select a new name. The first option, using the baptismal name, emphasizes the close link between Baptism and Confirmation. Confirmation completes the process of initiation that was begun in Baptism. The outpouring of the Holy Spirit in Confirmation perfects the grace received in Baptism. When Confirmation candidates are confirmed using their baptismal names, the close connection between Baptism and Confirmation is highlighted.

In some parishes and dioceses, candidates have the option of selecting new names or using their baptismal names. In helping your child to select a new name, consider introducing books and materials highlighting the lives of the saints. A new name should be a source of inspiration in living life as a confirmed follower of Jesus Christ.